

# IBBS ROUND II

The HIV/STI Integrated Biological and Behavioral Surveillance

## Men Who Have Sex With Men (MSM)

The HIV/STI integrated Biological and Behavioral surveillance (IBBS) in Viet Nam was designed to estimate and monitor changes in HIV and STI prevalence, risk behaviors, and HIV intervention exposure among risk population groups as injecting drug users (IDUs), female sex workers (FSWs), and men who have sex with men (MSM). This document is one in a series of reports on IBBS. Round I was conducted in 2006 and Round II in 2009.



In 2006, IBBS surveyed 790 MSM in two provinces Ho Chi Minh City (HCMC), Hanoi. In 2009, IBBS surveyed 1596 in four provinces that included two provinces in 2006 and two new provinces: Hai Phong and Can Tho. Participants were recruited based on respondent-driven sampling.

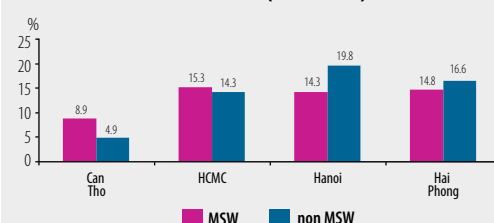
Men who have sex with men (MSM) were divided into two strata: those who had sold sex for money (MSW), and those who had not (non MSW). MSM from these two categories had considerably different sexual liaisons, especially with respect to consensual male and female sex partners and relationships with female sex workers (FSWs).

### HIV/STI Prevalence

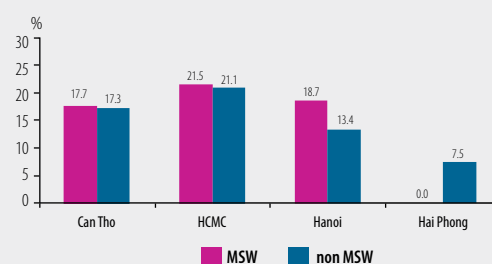
HIV prevalence among MSM in Round II was over 10% in all provinces surveyed, with the exception of Can Tho (about 5%), and as high as 20% in Ha Noi among MSM who had not sold sex (Figure 1). In Ha Noi and HCMC, HIV prevalence among both groups of MSM in 2009 was significantly higher than in 2006. For MSW in Ha Noi, prevalence was 14%, versus 9% in 2006 in Ha Noi. For non MSW, the prevalence was 20% in 2009, versus 11% in 2006. Data for HCMC were similar.

Sexually-transmitted infection (STI) prevalence (other than HIV) among MSM was high. One in five MSM in HCMC was infected with at least one of the following STI: syphilis, genital gonorrhea, rectal gonorrhea, genital chlamydia, or rectal chlamydia (Figure 2). Unlike in Ha Noi, a slightly higher proportion of MSM in HCMC were infected in 2009 than in 2006. STI infections among Ha Noi MSM have declined but prevalence was still over 10% in 2009.

**Figure 1:** HIV prevalence among MSM had sold sex (MSW) and MSM had not sold sex (non MSW) – IBBS 2009



**Figure 2:** STI prevalence among MSM has sold sex (MSW) and MSM had not sold sex (non MSW) - IBBS 2009



IBBS is a collaborative initiative of the following agencies:

National Institute of Hygiene and Epidemiology (NIHE) | Vietnam Authority of HIV/AIDS Control (VAAC) | FHI 360 | The United Nations Office on Drugs and Crime (UNODC) | United States Agency for International Development (USAID) | Centers for Disease Control and Prevention (CDC).

The IBBS publication has been produced with the generous support of the American people through the United States Agency for International Development (USAID) and the Centers for Disease Control and Prevention (CDC). The contents are the responsibility of the authors and do not necessarily reflect the views of USAID, CDC or the United States Government.

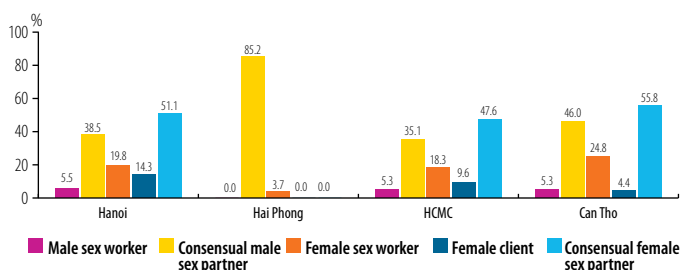


## HIV/STI Behavioral Indicators

### Sex partners & condom use

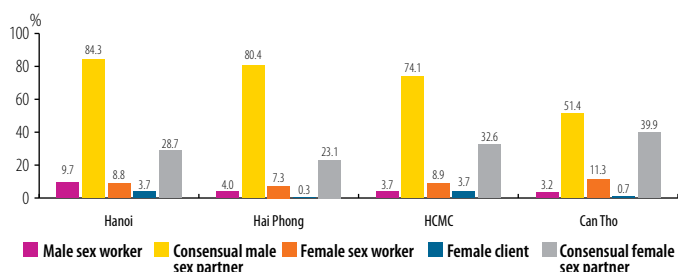
A large proportion of MSW said that they have had sex with women as consensual sex partners in the past 12 months in three of the four survey provinces. Not including Hai Phong, where MSW overwhelmingly have had sex with male sexual partners, 47-56% reported consensual sexual partnerships with women at least once in the past 12 months, versus 39-46% with men at least once in the past month. MSW were also more likely to report sex with FSWs (up to 25% in Can Tho) in the past 12 months (Figure 3).

**Figure 3:** Proportion of MSM who sold sex reporting they had sex with a male partner in the past month and a female partner in the past 12 months, by partner type IBBS 2009



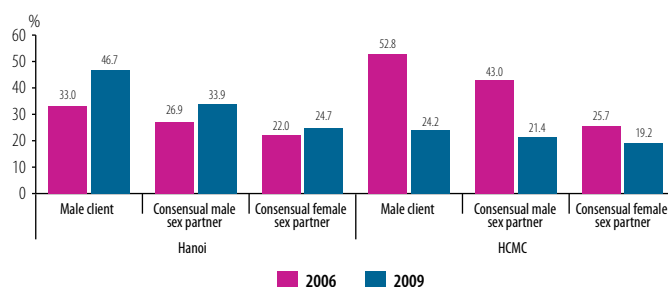
Conversely, only 7-11% of non MSW reported sex with FSWs. While non MSW generally preferred consensual male sexual partners, many also reported sexual relations with consensual female partners (from 23-40%) at least once in the past 12 months (Figure 4).

**Figure 4:** Proportion of MSM who did not sell sex reporting they had sex with a male partner in the past month and a female partner in the past 12 months, by partner type – IBBS 2009



Consistent condom use among MSW with their various partners was low - under 50% in all cities except Ha Noi, where 64% of MSW reported consistent condom use with FSWs. Consistent condom use with consensual female partners (in the last 12 months) was lower than with consensual male partners in both Hanoi and HCMC (Figure 5).

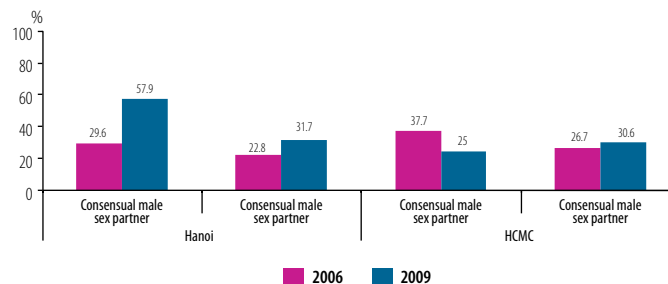
**Figure 5:** Consistent condom use in the past month with male sex partners and in the past 12 months with female sex partners among MSM who sold sex - IBBS 2006 and 2009



In 2009, non MSW reported low consistent condom use with both consensual female and male partners. Non MSW in HCMC reported the consistent condom use with consensual male and female sex partners of about 31% and 25%, respectively. Non MSW in Ha Noi used condom more consistently with consensual male partner (58%) than female partner (32%) (Figure 6).

Consistent condom use tend to increase in Ha Noi, but decrease in HCMC among non MSW. Consistent condom use among non MSW in Ha Noi increased dramatically with consensual male sex partners (nearly doubled), and also increased for consensual female partners. HCMC, however, saw reductions in reported consistent condom use with consensual male sex partner from 2006 to 2009 (Figure 6).

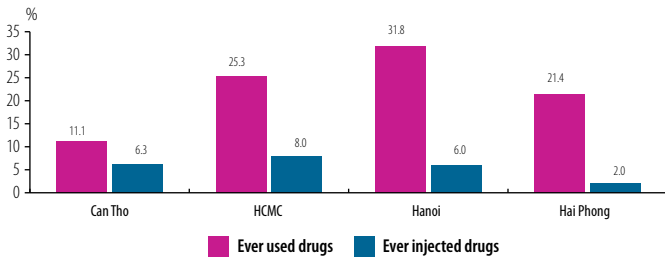
**Figure 6:** Consistent condom use in the past month with male partners and in the past 12 months with female sex partners MSM who did not sell sex – IBBS 2006 and 2009



## Drugs use

Like FSWs and IDUs, MSM face drug- and sex-related risks, both of which increase their chances of acquiring HIV. Figure 7 shows the percentage of MSM who reported drug use in 2009. Drug use ranged from 11% in Can Tho to 32% in Ha Noi. The highest proportion of MSM who reported ever injecting was in HCMC at 8%.

**Figure 7:** Proportion of MSM who ever used drugs and ever injected drugs – IBBS 2009

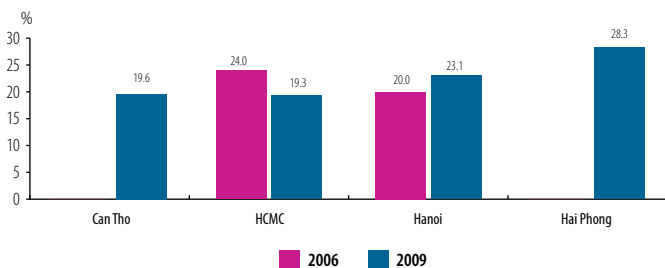


## Exposure to Interventions

### HIV testing

Testing for MSM was also low in all four MSM provinces surveyed. While Ha Noi saw only a slight increase in the proportion of MSM tested and returned their results from 2006 to 2009, HCMC saw a substantial decrease (from 24% to 19%). This outcome requires further investigation, given the significant expansion HIV testing and counseling in HCMC during the period 2006-2009.

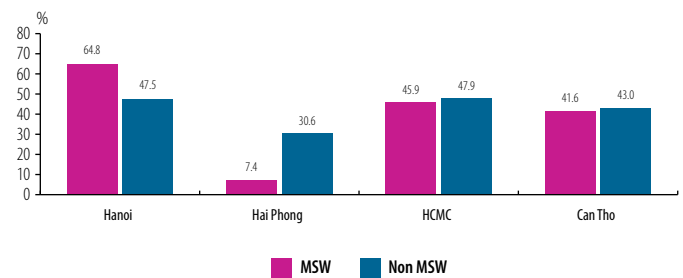
**Figure 8:** Proportion of MSM ever tested for HIV and known the results - IBBS 2006 and 2009



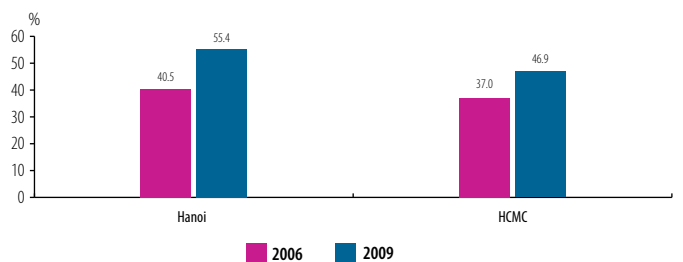
## Condom Program

Over 40% of MSM surveyed Hanoi, HCMC and Can Tho reported obtaining free condoms within the last six months. The proportion of MSM in Hai Phong was comparatively lower, especially among MSM who had sold sex for money (7%). A comparison of data from 2006 and 2009 shows that obtainment of free condoms among MSM has slightly increased in Hanoi and HCMC.

**Figure 9:** Proportion of MSM had sold sex (MSW) and MSM had not sold sex (non MSW) who obtained free condoms in the past 6 months – IBBS 2009



**Figure 10:** Percentage of MSM who obtained condoms within the past 6 months – IBBS 2006 and 2009



# Men Who Have Sex With Men (MSM)

| Indicators   | Can Tho |      |         | HCMC |      |         | Hanoi |      |         | Hai Phong |      |         |
|--|---------|------|---------|------|------|---------|-------|------|---------|-----------|------|---------|
|  | MSM     | MSW  | non MSW | MSM  | MSW  | non MSW | MSM   | MSW  | non MSW | MSM       | MSW  | non MSW |
| HIV (n)  | 398     | 113  | 284     | 398  | 209  | 189     | 399   | 182  | 217     | 400       | 27   | 373     |
| Percent  | 6       | 8.9  | 4.9     | 14.8 | 15.3 | 14.3    | 17.3  | 14.3 | 19.8    | 16.5      | 14.8 | 16.6    |
| STI (n)  | 398     | 113  | 284     | 398  | 209  | 189     | 399   | 182  | 217     | 400       | 27   | 373     |
| Percent  | 17.3    | 17.7 | 17.3    | 21.4 | 21.5 | 21.1    | 15.8  | 18.7 | 13.4    | 7         | 0    | 7.5     |
| Number of male partners in the past month (n)  | 398     | 113  | 284     | 398  | 209  | 189     | 390   | 178  | 211     | 389       | 24   | 365     |
| 0  | 34.4    | 0    | 48.1    | 11.8 | 0    | 24.9    | 7.7   | 0    | 14.2    | 18.8      | 0    | 20      |
| 1  | 22.9    | 12.4 | 27      | 34.7 | 25.8 | 44.4    | 29.5  | 7.9  | 47.6    | 45.8      | 0    | 48.8    |
| 2  | 14.6    | 22.1 | 11.6    | 18.8 | 21.1 | 16.4    | 14.4  | 11.2 | 17      | 17        | 50   | 14.8    |
| 3  | 7.8     | 14.2 | 5.3     | 9.1  | 13.4 | 4.2     | 11.5  | 11.8 | 11.3    | 10        | 16.7 | 9.6     |
| >=4  | 20.4    | 51.3 | 8.1     | 25.6 | 39.7 | 10.1    | 36.9  | 69.1 | 9.9     | 8.5       | 33.3 | 6.9     |
| MSM who sold sex to male partners in the past month (n)  | 396     | 112  | 284     | 399  | 209  | 190     | 398   | 182  | 216     | 400       | 27   | 373     |
| Percent  | 28.3    | 100  | 0       | 52.4 | 100  | 0       | 45.7  | 100  | 0       | 6.8       | 100  | 0       |
| MSM who had sex with male sex workers in the past month (n)  | 396     | 112  | 284     | 399  | 209  | 190     | 399   | 182  | 217     | 400       | 27   | 373     |
| Percent  | 3.8     | 5.3  | 3.2     | 4.5  | 5.3  | 3.7     | 7.8   | 5.5  | 9.7     | 3.8       | 0    | 4       |
| MSM who had consensual sex with male partner in the past month (n)                                   | 397     | 113  | 284     | 397  | 208  | 189     | 399   | 182  | 217     | 400       | 27   | 373     |
| Percent  | 49.9    | 46   | 51.4    | 53.7 | 35.1 | 74.1    | 63.4  | 38.5 | 84.3    | 80.8      | 85.2 | 80.4    |
| MSM who had sex with female partners in the past 12 months (n)                                       | 398     | 113  | 284     | 399  | 209  | 190     | 397   | 182  | 215     | 393       | 27   | 367     |
| Percent  | 46.3    | 59.3 | 41.2    | 45.4 | 53.1 | 36.8    | 48.6  | 65.9 | 34.4    | 28.5      | 3.8  | 30.8    |
| MSM who had sex with female sex workers in the past 12 months (n)                                    | 398     | 113  | 284     | 399  | 209  | 190     | 397   | 182  | 215     | 393       | 27   | 367     |
| Percent  | 15.4    | 24.8 | 11.3    | 13.8 | 18.3 | 8.9     | 13.8  | 19.8 | 8.8     | 7         | 3.7  | 7.3     |
| MSM who reported using condom consistently when they sold sex to male partners in the past month (n) | 83      | 82   | 1       | 149  | 149  | N/A     | 166   | 165  | 1       | 25        | 25   | N/A     |
| Percent  | 45.8    | 46.3 | 0       | 24.2 | 24.2 | N/A     | 47    | 46.7 | 100     | 20        | 20   | N/A     |
| MSM who reported using condom consistently with male sex workers in the past month (n)               | 9       | 6    | 3       | 13   | 9    | 4       | 29    | 10   | 19      | 13        | N/A  | 13      |
| Percent  | 33.3    | 0    | 0       | 15.4 | 22.2 | 25      | 58.6  | 60   | 57.9    | 23.1      | 0    | 23.1    |
| MSM who reported using condom consistently with female sex workers in the past 12 months (n)         | 61      | 28   | 33      | 54   | 37   | 17      | 55    | 36   | 19      | 28        | 1    | 27      |
| Percent  | 37.7    | 35.7 | 39.4    | 38.9 | 43.2 | 29.4    | 67.3  | 63.9 | 73.7    | 64.3      | 100  | 66.7    |
| MSM who ever injected drugs (n)  | 397     | 113  | 284     | 399  | 209  | 190     | 399   | 182  | 217     | 400       | 27   | 373     |
| Percent  | 6.3     | 5.3  | 6.7     | 8    | 8.1  | 7.9     | 6     | 5.5  | 6.5     | 2         | 11.1 | 1.3     |
| MSM who reported that their sexual partners inject drugs (n)   | 397     | 113  | 284     | 399  | 209  | 190     | 399   | 182  | 217     | 399       | 27   | 372     |
| Percent  | 7.6     | 7.1  | 7.7     | 30.8 | 34.4 | 26.8    | 11.8  | 13.2 | 10.6    | 3.5       | 7.4  | 3.2     |
| MSM who had HIV test, result informed and received counseling (n)                                    | 398     | 113  | 283     | 399  | 209  | 190     | 399   | 182  | 217     | 400       | 27   | 373     |
| Percent  | 19.1    | 13.5 | 21.7    | 18.5 | 16.5 | 20.8    | 21.8  | 25.1 | 19.1    | 28.8      | 21.3 | 30.3    |
| MSM who ever had HIV test and know the result (n)  | 398     | 113  | 283     | 399  | 209  | 190     | 399   | 182  | 217     | 400       | 27   | 373     |
| Percent  | 19.6    | 14.2 | 21.9    | 19.3 | 17.2 | 21.6    | 23.1  | 27.5 | 19.4    | 28.3      | 21.7 | 30.4    |

## IBBS Round II: The HIV/STI Integrated Biological and Behavioral Surveillance

This IBBS Highlight summarizes data from the full report, "Results from the HIV/STI Integrated Biological and Behavioral Surveillance (IBBS) in Vietnam, Round II —2009". The full report is available from the National Institute of Hygiene and Epidemiology (NIHE) and FHI 360 in Vietnam.