

POLICY & INFORMATION SYSTEMS

Mobile Technology for Refugee Education Information



Kmobile Schools Suite

Data capture, upload, with offline statistics

Information querying and consolidated reporting using Google Earth

... all on mobile devices

Just in time information!



The Problem

- Many countries do not have “stable” systems for information capture, edit, and presentation;
- Emergency and refugee environments are often unstable, or not oriented to systematic information;
- Evidence-based decision-making is requiring more information, faster;
- Donors are driving this now, but countries, regions, and camps need useful information.

The Problem

- Just in time information remains “elusive”
- Field staff need to know what is missing, about simple errors, and about complex errors
- Managers at lower levels need quick summaries
- Country managers need consolidated reporting, plus comparative reporting
- Senior/global personnel need visual, trend based comparative information

Data capture using ODK Collect

Open Source, Widely Used, Needs Customization


Acquire a new form:




The Kenya schools demo:

Input school code:

ODK Collect fh360 > KenyaSchools

School Code 




20:14


Capture GPS coordinate:

ODK Collect fh360 > KenyaSchools

Geo-Position

 Replace Location

Latitude: S 25°16'59"
Longitude: W 57°35'32"
Altitude: 0m
Accuracy: 1717m



21:11

Capture photo:



Capture Primary data:

ODK Collect P1800 > KenyaSchools

Primary

Enrollment Grade 1 by Age

Age 6-11 Male
Primary

Age 6-11 Female
Primary

Number of Learning Sites
Primary

Learning Sites Reporting
Primary

Tab 1 2 3 4 5 6 7 8 9 0

Screen captured. Saved as image file

ODK Collect P1800 > KenyaSchools

Primary

Enrollment Grade 1 by Age

Age 6 Male
Primary

Age 6 Female
Primary

Age 7 Male
Primary

Age 7 Female
Primary

Age 8 Male
Primary

Age 8 Female
Primary

Tab 1 2 3 4 5 6 7 8 9 0

Screen captured. Saved as image file

ODK Collect P1800 > KenyaSchools

Primary

Enrollment Grade 2 by Age

Age 6 Male
Primary

Age 6 Female
Primary

Age 7 Male
Primary

Age 7 Female
Primary

Age 8 Male
Primary

Age 8 Female
Primary

Tab 1 2 3 4 5 6 7 8 9 0

Copied to clipboard

ODK Collect P1800 > KenyaSchools

Primary

Enrollment Grade 3 by Age

Age 6 Male
Primary

Age 6 Female
Primary

Age 7 Male
Primary

Age 7 Female
Primary

Age 8 Male
Primary

Age 8 Female
Primary

Tab 1 2 3 4 5 6 7 8 9 0

Copied to clipboard

Save form:



ODK Collect fhi360 > KenyaSchools

You are at the end of "KenyaSchools".

Name this form:
KenyaSchools

Mark form as finalized

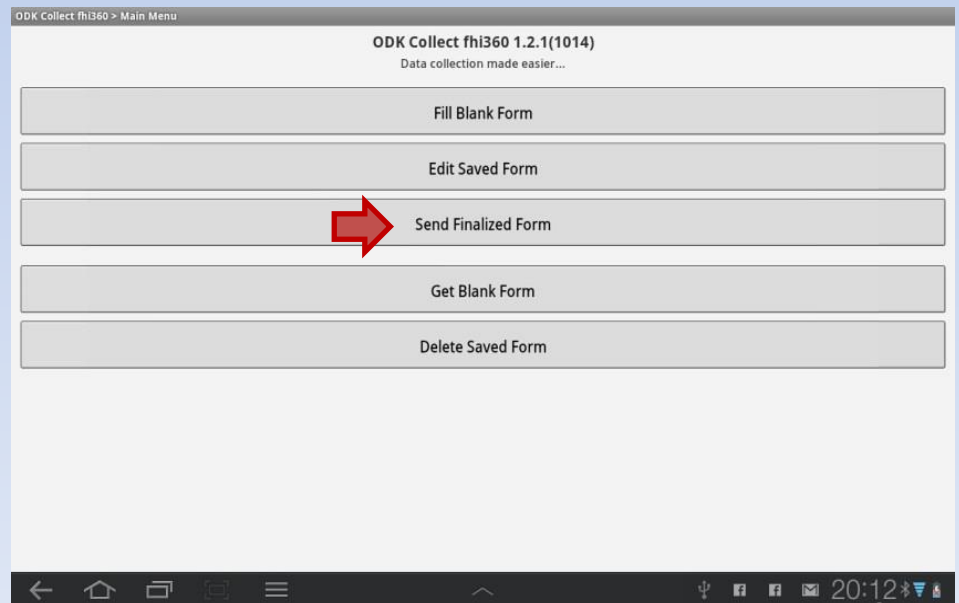
Save Form and Exit

Screen captured. Saved as image file

21:15

This screenshot shows the 'Save Form and Exit' screen in ODK Collect. The form is named 'KenyaSchools' and the 'Mark form as finalized' checkbox is checked. A red arrow points to the 'Save Form and Exit' button. A notification at the bottom indicates 'Screen captured. Saved as image file'.

Synchronize form with server:



ODK Collect fhi360 > Main Menu

ODK Collect fhi360 1.2.1(1014)
Data collection made easier...

Fill Blank Form

Edit Saved Form

Send Finalized Form

Get Blank Form

Delete Saved Form

20:12

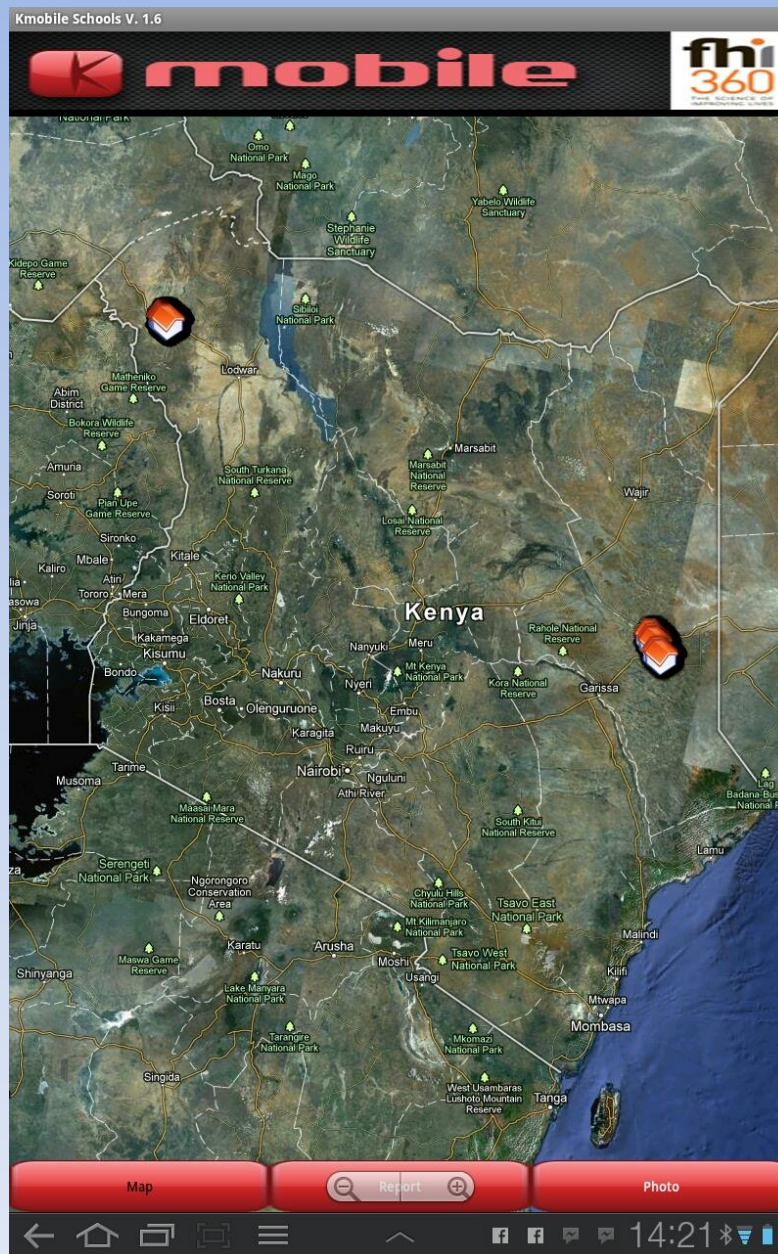
This screenshot shows the 'Main Menu' in ODK Collect. The menu items are 'Fill Blank Form', 'Edit Saved Form', 'Send Finalized Form', 'Get Blank Form', and 'Delete Saved Form'. A red arrow points to the 'Send Finalized Form' option. The time shown is 20:12.

Summary Reporting: Via the Web or Offline
(coming by December 2012)

Data querying and reporting

Select a country:

Zoom in to select a school:



Select a school:

Press Report and see School ID:

Kmobile Schools V. 1.6

mobile **fhi 360**

School Code: 815113
School Name: Juba Primary School

School code: 815113 School Name: Juba Primary School

Map Report Photo

14:23

Kmobile Schools V. 1.6

mobile **fhi 360**

PRE PRI SEC VOC TER ALP

School Identification:

Date of survey	10 11 2012
School Code	815113
School Name	Juba Primary School
School Type	Supported
School Location	Camp
Name School Location	Dagahaley Camp Dudaab

Population:

Age 3-5		Age 6-13		Age 14-17		Age 15-24		Age 18-59	
M	F	M	F	M	F	M	F	M	F
8356	8232	18186	17208	5575	4727	11376	10540	22934	27846



Map Report Photo

14:23

Press PRI to see Primary Key indicators:

Scroll down to see Enrollment:

Kmobile Schools V. 1.6

ID PRE SEC VOC TER ALP

School Code: 815113
School Code: Juba Primary School

KEY PERFORMANCE INDICATORS PRIMARY:

GER Male	0.9
GER Female	1.1
GER Total	1
NER Male	0.9
NER Female	1.1
NER Total	1
Transition rate	0
Pupil/Teacher Ratio	8.4
% of Professionally Qualified Teachers Male	45.5
% of Professionally Qualified Teachers Female	55.6
Pupil/Textbook Ratio	0
Pupil Classroom Ratio	12.1
Pupil/Latrine Ratio Male	9.6
Pupil/Latrine Ratio Female	20.8
Pupil/Latrine Ratio Total	13.5
Hours of Schooling/Year	1520
Grade Level Literacy	0



BASE INDICATOR PRIMARY:

Number of learning sites	1
Learning sites reporting	1
Number of teachers Male	33
Number of teachers Female	9
Number of train. teachers Male	15
Number of train. teachers Female	5
Number of Classrooms	29
Number of Letrines Male	17
Number of Letrines Female	9
Weeks of schooling/year	38
Hours of school/week	40
Literacy measure (EGRA/Literacy)	0
Coverage rate	100
Info 1	CARE
Info 2	0
Info 3	0

Map Report Photo

14:23

Kmobile Schools V. 1.6

ID PRE SEC VOC TER ALP

Number of Classrooms	29
Number of Letrines Male	17
Number of Letrines Female	9
Weeks of schooling/year	38
Hours of school/week	40
Literacy measure (EGRA/Literacy)	0
Coverage rate	100
Info 1	CARE
Info 2	0
Info 3	0

ENROLLMENT

	Grade 1		Grade 2		Grade 3		Grade 4		Grade 5		Grade 6		Grade 7		Grade 8		
	M	F	M	F	M	F	M	F	M	F	M	F	M	F	M	F	
Age 6	53	46	0	0	0	0	0	0	0	0	0	0	0	0	0	0	0
Age 7	61	64	0	0	0	0	0	0	0	0	0	0	0	0	0	0	0
Age 8	50	77	0	0	0	0	0	0	0	0	0	0	0	0	0	0	0
Age 9	0	0	0	0	0	0	0	0	0	0	0	0	0	0	0	0	0
Age 10	0	0	0	0	0	0	0	0	0	0	0	0	0	0	0	0	0
Age 11	0	0	0	0	0	0	0	0	0	0	0	0	0	0	0	0	0
Age 12	0	0	0	0	0	0	0	0	0	0	0	0	0	0	0	0	0
Age 13	0	0	0	0	0	0	0	0	0	0	0	0	0	0	0	0	0
Age 14+	0	0	0	0	0	0	0	0	0	0	0	0	0	0	0	0	0

Number of textbooks

Grade 1	Grade 2	Grade 3	Grade 4	Grade 5	Grade 6	Grade 7	Grade 8
758	790	473	1893	1770	2273	1085	423


Graduates by grade

Grade 1	Grade 2	Grade 3	Grade 4	Grade 5	Grade 6	Grade 7	Grade 8
320	296	282	142	274	162	162	135

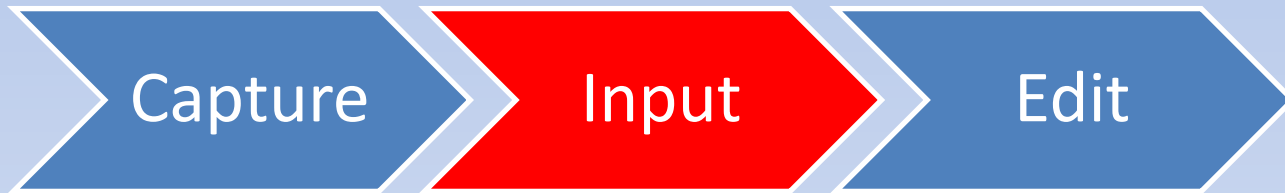
Map Report Photo

14:24

Press Photo to see pictures:



STREAMLINE THE CYCLE




STREAMLINE THE CYCLE






Dashboards



Guinea Ecuatorial

Estadísticas Educativas




Anuario Estadístico
Difusión de Datos
Reportes Avanzados
Sala Situacional
Mapas Temáticos
Escuelas en Google
Publicaciones

Distribución de la matrícula por grado

Año alumnos (Todos los valores)

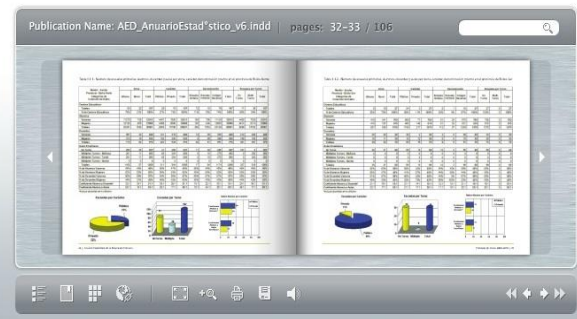
1. Distribución de la Matrícula por Grado



	Primero	Segundo	Tercero	Cuarto	Quinto	Sexto
2007	23733	14601	12801	11884	10044	8036
Porcentaje	29.26%	18.00%	15.78%	14.65%	12.38%	9.91%

Anuario Estadístico 2009-2010

Publication Name: AED_AnuarioEstadistico_v6.indd | pages: 32-33 / 106

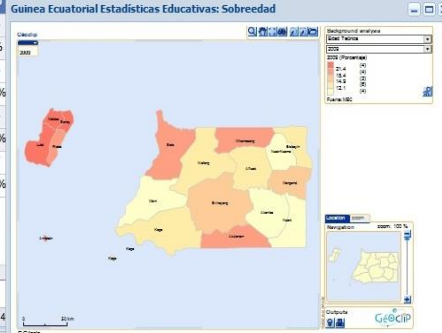


Escuelas en Google

Nombre escuela:
Rio Campo
Distrito: Bata
Ficha escuela:
<http://200.6.193.198/Doc/school/EC.jsp?scod=60152>



Guinea Ecuatorial Estadísticas Educativas: Sobreedad



S201: Primaria - Ratio Alumno a Docente


Zona: Todas las Areas, Carácter: Total

26 March 2012

Año	Alumnos	Docentes	Ratio
2007	81099	2820	28.7
2008	82417	3508	23.5
2009	85061	3086	27.6
2010	85865	3194	26.9

Alumnos repitentes en el nivel primario

Sala Situacional de Estadísticas Educativas



Año	Repitentes	Porcentaje
2007	11,986	14.53%
2008	11,744	14.24%
2009	12,204	14.35%
2010	11,113	12.94%

Fecha de actualización: 12 January 2012 08:4

Fecha de actualización: 26 March 2012 11:45:13 GMT-06:00

Next steps on Kmobile:

Develop the **Aggregated Reporting** tool for online statistics.

Develop **Kmobile Desktop** for non Android users.